

#	USA State ⬆️⬆️	Total Cases ⬇️⬆️	New Cases ⬆️⬆️	Total Deaths ⬆️⬆️	New Deaths ⬆️⬆️	Total Recovered ⬆️⬆️	Active Cases ⬆️⬆️	Tot Cases/ 1M pop ⬆️⬆️	Deaths/ 1M pop ⬆️⬆️	Total Tests
	USA Total	50,149,325		810,254		39,672,735	9,666,336	151,507	2,448	764,7
1	California (/coronavirus/usa/california/)	4,994,483		75,135		N/A	N/A	126,403	1,902	113,0
2	Texas (/coronavirus/usa/texas/)	4,355,859		74,624		4,228,388	52,847	150,223	2,574	48,2
3	Florida (/coronavirus/usa/florida/)	3,749,572		61,789		3,581,804	105,979	174,579	2,877	44,0
4	New York (/coronavirus/usa/new-york/)	2,876,483		58,343		2,381,765	436,375	147,864	2,999	81,9
5	Illinois (/coronavirus/usa/illinois/)	1,854,186		29,619		1,674,977	149,590	146,324	2,337	40,0
6	Pennsylvania (/coronavirus/usa/pennsylvania/)	1,783,118		33,962		N/A	N/A	139,284	2,653	20,1
7	Ohio (/coronavirus/usa/ohio/)	1,735,925		26,851		1,588,125	120,949	148,508	2,297	18,3





9	North Carolina (/coronavirus/usa/north-carolina/)	1,553,112		18,860		1,503,247	31,005	148,083	1,798	20,5
10	Michigan (/coronavirus/usa/michigan/)	1,535,147		26,239		1,126,184	382,724	153,717	2,627	19,8
11	Tennessee (/coronavirus/usa/tennessee/)	1,327,453		17,487		1,292,148	17,818	194,380	2,561	10,8
12	Arizona (/coronavirus/usa/arizona/)	1,295,076		22,589		1,169,776	102,711	177,926	3,103	14,8
13	New Jersey (/coronavirus/usa/new-jersey/)	1,275,717		28,465		1,146,023	101,229	143,626	3,205	16,1
14	Indiana (/coronavirus/usa/indiana/)	1,130,719		17,736		1,022,270	90,713	167,956	2,634	15,6
15	Wisconsin (/coronavirus/usa/wisconsin/)	997,688		10,134		N/A	N/A	171,352	1,741	12,4
16	Virginia (/coronavirus/usa/virginia/)	983,055		14,771		N/A	N/A	115,172	1,731	14,9
17	Massachusetts (/coronavirus/usa/massachusetts/)	947,463		19,516		N/A	N/A	137,463	2,831	34,0
18	South Carolina (/coronavirus/usa/south-carolina/)	924,957		14,314		858,539	52,104	179,648	2,780	12,6
19	Missouri (/coronavirus/usa/missouri/)	924,182		15,462		766,803	141,917	150,581	2,519	11,5
20	Minnesota (/coronavirus/usa/minnesota/)	922,278		9,778		889,177	23,323	163,535	1,734	15,1
21	Alabama (/coronavirus/usa/alabama/)	848,779		16,185		N/A	N/A	173,108	3,301	6,3
22	Colorado (/coronavirus/usa/colorado/)	843,851		9,652		621,505	212,694	146,534	1,676	13,3
23	Kentucky (/coronavirus/usa/kentucky/)	799,695		11,289		N/A	N/A	178,996	2,527	10,7
24	Washington (/coronavirus/usa/washington/)	787,240		9,504		330,967	446,769	103,382	1,248	9,8
25	Louisiana (/coronavirus/usa/louisiana/)	773,621		14,837		N/A	N/A	166,413	3,192	11,6
26	Oklahoma (/coronavirus/usa/oklahoma/)	674,758		11,272		652,744	10,742	170,524	2,849	4,7
27	Utah (/coronavirus/usa/utah/)	605,409		3,595		571,981	29,833	188,839	1,121	7,3

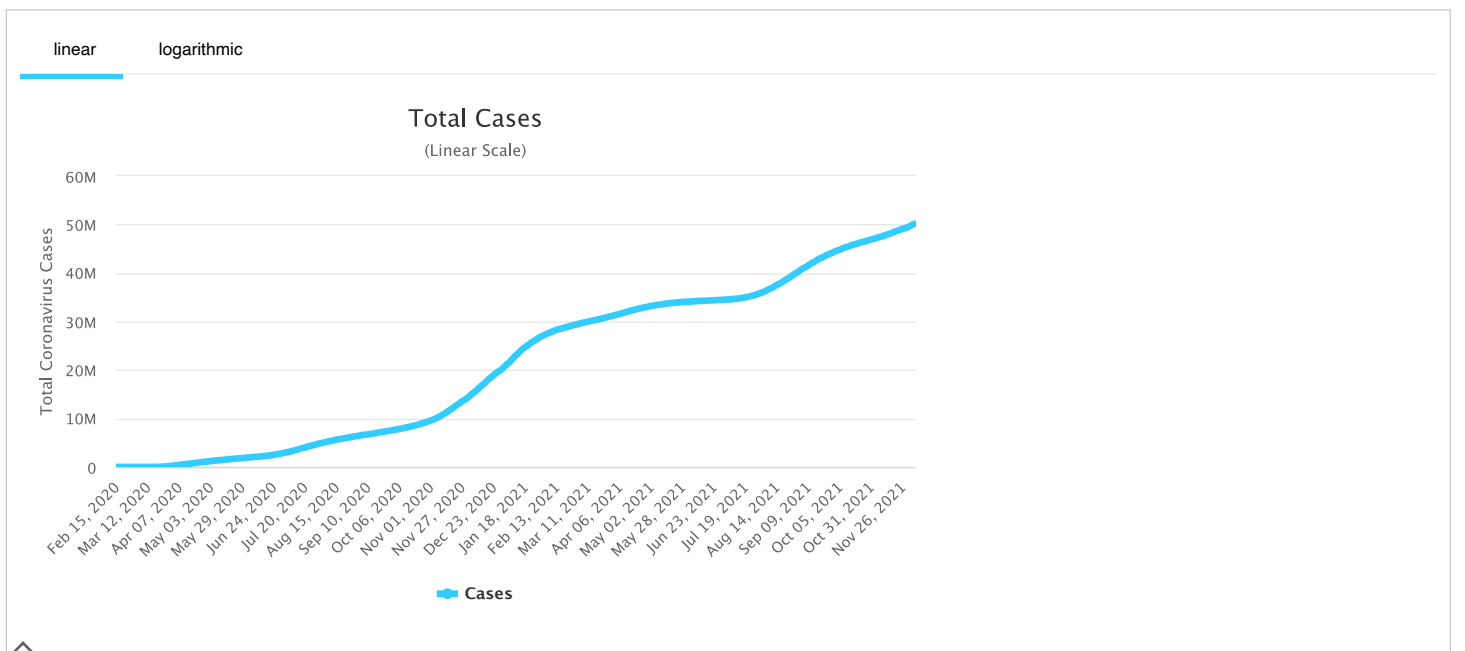


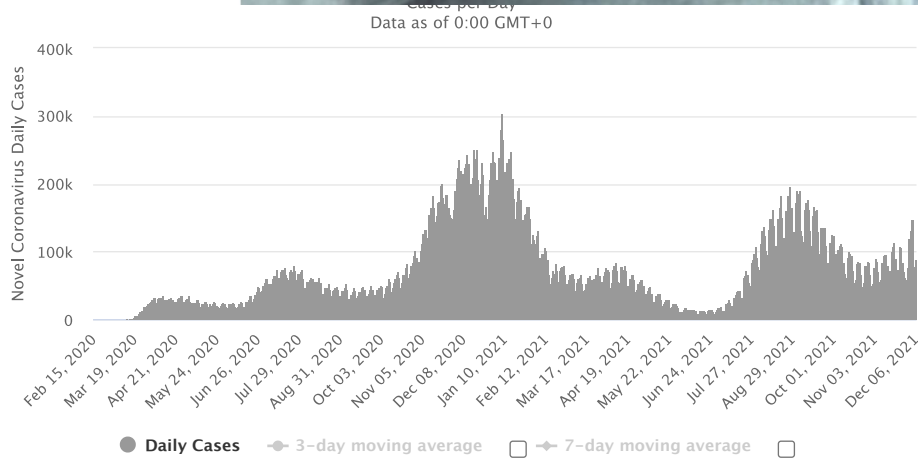
29	Iowa (/coronavirus/usa/iowa/)	570,581		7,445		486,466	76,670	180,846	2,360	7,1
30	Arkansas (/coronavirus/usa/arkansas/)	533,658		8,752		517,580	7,326	176,837	2,900	5,5
31	Mississippi (/coronavirus/usa/mississippi/)	516,486		10,299		499,136	7,051	173,542	3,461	4,3
32	Kansas (/coronavirus/usa/kansas/)	477,789		6,743		429,250	41,796	164,002	2,315	1,9
33	Nevada (/coronavirus/usa/nevada/)	475,836		8,110		434,177	33,549	154,484	2,633	5,6
34	Connecticut (/coronavirus/usa/connecticut/)	430,756		8,909		394,962	26,885	120,819	2,499	12,5
35	Oregon (/coronavirus/usa/oregon/)	396,501		5,268		352,457	38,776	94,008	1,249	8,1
36	New Mexico (/coronavirus/usa/new-mexico/)	324,311		5,419		273,577	45,315	154,667	2,584	5,3
37	Nebraska (/coronavirus/usa/nebraska/)	313,935		3,168		N/A	N/A	162,290	1,638	4,2
38	Idaho (/coronavirus/usa/idaho/)	309,314		3,977		134,906	170,431	173,085	2,225	2,3
39	West Virginia (/coronavirus/usa/west-virginia/)	301,349		4,990		288,328	8,031	168,150	2,784	4,6
40	Rhode Island (/coronavirus/usa/rhode-island/)	196,949		2,948		N/A	N/A	185,913	2,783	6,1
41	Montana (/coronavirus/usa/montana/)	192,590		2,768		186,551	3,271	180,196	2,590	2,1
42	South Dakota (/coronavirus/usa/south-dakota/)	168,763		2,371		158,710	7,682	190,766	2,680	1,7
43	New Hampshire (/coronavirus/usa/new-hampshire/)	165,574		1,739		155,339	8,496	121,771	1,279	3,5
44	North Dakota (/coronavirus/usa/north-dakota/)	164,811		1,915		160,013	2,883	216,270	2,513	5
45	Delaware (/coronavirus/usa/delaware/)	156,887		2,194		143,945	10,748	161,114	2,253	9
46	Alaska (/coronavirus/usa/alaska/)	147,103		853		117,486	28,764	201,085	1,166	3,5
47	Maine (/coronavirus/usa/maine/)	123,118		1,336		N/A	N/A	91,591	994	3,8



49	Hawaii (/coronavirus/usa/hawaii/)	88,385		1,033		N/A	N/A	62,424	730	2,7
50	District Of Columbia (/coronavirus/usa/district-of-columbia/)	67,996		1,197		N/A	N/A	96,346	1,696	2,4
51	Vermont (/coronavirus/usa/vermont/)	53,131		417		42,758	9,956	85,147	668	2,6
52	Puerto Rico	188,891		3,273		149,864	35,754	55,770	966	3,1
53	Guam	19,270		266		18,702	302			3
54	United States Virgin Islands	7,549		87		7,425	37			2
55	Northern Mariana Islands	1,182		5		604	573			
56	American Samoa	4				4	0			
57	US Military	393,671		612		379,891	13,168			
58	Veteran Affairs	390,369		16,946		364,113	9,310			5,8
59	Federal Prisons	56,805		278		N/A	N/A			1
60	Navajo Nation	39,898		1,547		37,647	704			3
61	Grand Princess Ship	122		7		115	0			
62	Wuhan Repatriated	3				3	0			
63	Diamond Princess Ship	46				46	0			
	Total:	50,149,325		810,254		39,672,735	9,666,336	151,507	2,448	764,7

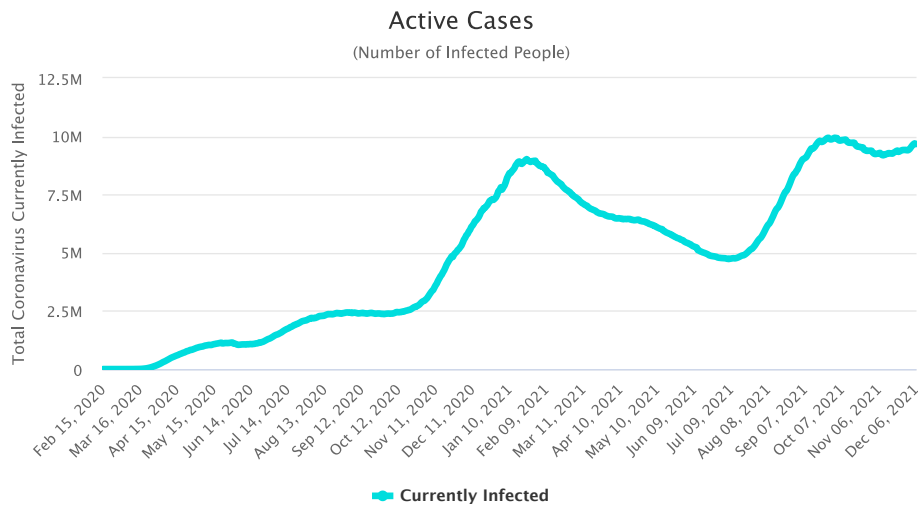
Total Coronavirus Cases in the United States






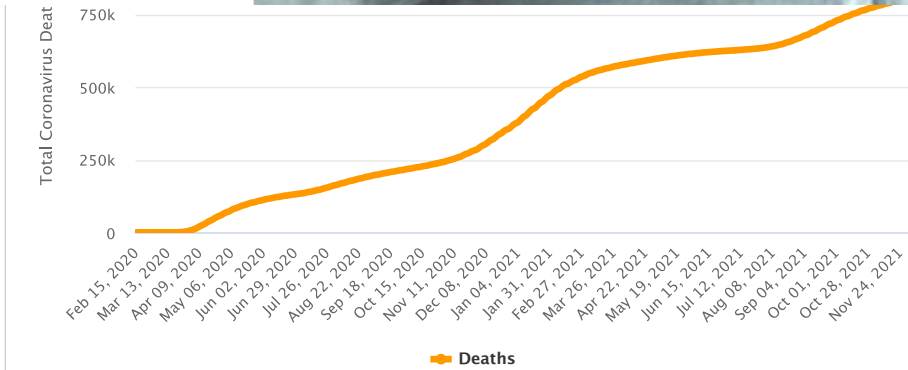
See also: [Daily Deaths Graph](#)

Active Cases in the United States

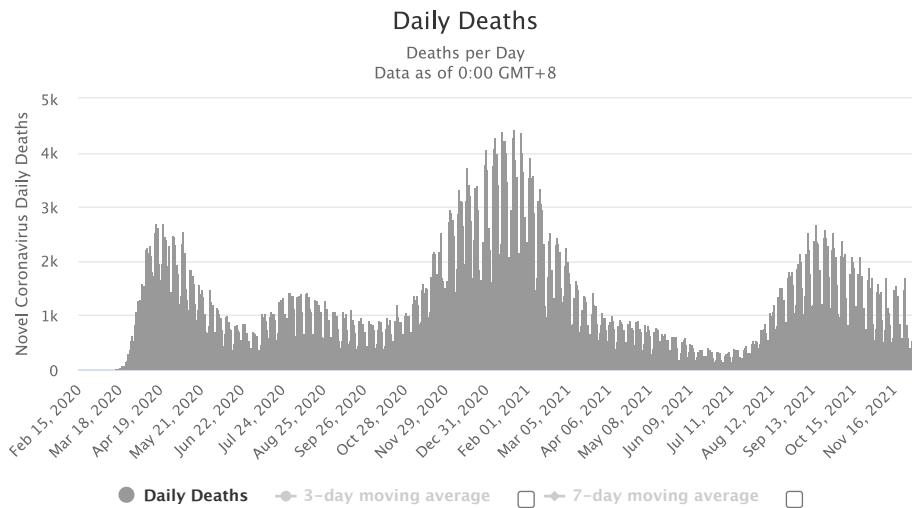


Total Coronavirus Deaths in the United States





Daily New Deaths in the United States



See also: [Daily Cases Graph](#)

Latest News

December 6 (GMT)

Updates


- 88,825 new cases and 680 new deaths in [the United States \(/coronavirus/country/us/\)](#)

December 5

December 4

December 3



[View More News](#) 

Historical account of the initial stages of the epidemic in the United States

Content:

- First 20 cases in the United States
- Progression of first suspected cases
- Timeline of initial events
- Sources for the historical account

First 20 cases in the United States

Information collected on the first 20 domestic cases (not including repatriated cases and Diamond Princess cruise ship evacuee cases) is presented in the table below:

State	Cases	Sex	Age	Date	Case #	Location	Source
Oregon	1			Feb. 29	17 th	Washington C.	
Washington	2			Feb. 29	18, 19 th		
	1	M	30s	Jan. 21	1 st	Snohomish	[7]
Illinois	1			Mar. 1	20 th		
	1	M	60s	Jan. 30	6 th	Chicago	[12]
	1	F	60s	Jan. 24	2 nd	Chicago	[8]
California	2	unkn.	unkn.	Jan. 26	3 rd , 4 th	Orange C., L.A.	[9]
	1	M	adult	Jan. 31	7 th	Santa Clara C.	[17][18]
	1	F	unkn.	Feb. 2	9 th	Santa Clara C.	
	1	M	57	Feb. 2	10 th	San Benito C.	
	1	F	57	Feb. 2	11 th	San Benito C.	
	1		65	Feb. 28	16 th	Santa Clara C.	
	1			Feb. 21	13 th	Humboldt C.	
	1			Feb. 21	14 th	Sacramento C.	
	1			Feb. 26	15 th	[Northern California]	
Massachusetts	1	M	20s	Feb. 1	8 th	Boston	[16]
Arizona	1	unkn.	student	Jan. 26	5 th	Maricopa County	
Wisconsin	1			Feb. 5	12 th	Madison	

Patients Under Investigation (PUI) in the United States



<i>Number of U.S. States with PUI</i>	<i>36</i>
Positive	12
Negative	318
Pending (specimens awaiting testing)	68
TOTAL	398

As of Feb. 7:

<i>Number of U.S. States with PUI</i>	<i>36</i>
Positive	12
Negative	225
Pending (specimens awaiting testing)	100
TOTAL	337

As of Feb. 5:

<i>Number of U.S. States with PUI</i>	<i>36</i>
Positive	11
Negative	206
Pending (specimens awaiting testing)	76
TOTAL	293

As of Feb. 3:

<i>Number of U.S. States with PUI</i>	<i>36</i>
Positive	11
Negative	167
Pending (specimens awaiting testing)	82
TOTAL	260

As of January 31:

<i>Number of U.S. States with PUI</i>	<i>36</i>
Positive	6
Negative	114
Pending (specimens awaiting testing)	121
TOTAL	241

Previously, as of January 29, there were 92 suspected cases awaiting testing.

<i>Number of U.S. States with PUI</i>	<i>36</i>
Positive	5
Negative	68
Pending (specimens awaiting testing)	92
TOTAL	165



- **▲** On Jan. 31, the U.S. Centers for Disease Control and Prevention (CDC) **issued a federal quarantine for 14 days** affecting the 195 American evacuees from Wuhan, China. Starting Sunday, Feb. 2, U.S. citizens, permanent residents and immediate family who have visited China's Hubei province will undergo a **mandatory 14 days quarantine** and, if they have visited other parts of China, they would be screened at airports and asked to self-quarantine for 14 days. The last time the CDC had issued a quarantine was over 50 years ago in the 1960s, for smallpox.
- **▲** President Donald Trump signed an order on Jan. 31 for the U.S. to **deny entry to foreign nationals who traveled to China** within the preceding two weeks, aside from the immediate family of U.S. citizens.
- On Jan. 30, the CDC had confirmed the **first case of person to person transmission in the U.S.:** ^[12] the husband of the Chicago, Illinois case who had returned from Wuhan, China on Jan. 13 and who tested positive for the virus on Jan. 24).
- CDC stated on Jan. 30 that "It is likely there will be more cases of 2019-nCoV reported in the U.S. in the coming days and weeks, including more person-to-person spread."^[12]
- The virus had been confirmed in **5 states**.
- On Jan. 31, **New York City** health officials vehemently denied the rumor regarding a coronavirus case in the city ^[13]. On Feb. 1, however, the city's health commissioner did report that there was a test being performed on a person under 40 who had returned from China, developed matching symptoms, and tested negative to the seasonal flu.
- **Most US patients had recently visited Wuhan.**
- All of the first five U.S. cases were described as **mild**.
- A study on the first US case of novel coronavirus detailed mild symptoms followed by pneumonia (https://www.cnn.com/2020/01/31/health/washington-coronavirus-study-nejm/index.html?utm_term=link&utm_medium=social&utm_content=2020-02-01T00)

U.S. Airlines suspended ALL flights between the U.S. and China

On Friday, January 31, Delta, American and United announced they would temporarily suspend all of their mainland China flights in response to the coronavirus outbreak.^[14]

Prior to this January 31 announcement:

- **UNITED AIRLINES**
on Jan. 28 had announced it would cut 24 flights between the U.S. and China for the first week of February.
- **AMERICAN AIRLINES**
on Jan. 29 had announced it would suspend flights from Los Angeles to Shanghai and Beijing from Feb. 9 through March 27, 2020. It will maintain its flight schedules (10 daily A/R) from Dallas-Fort Worth to Shanghai and Beijing, as well as from Los Angeles and Dallas-Fort Worth to Hong Kong.
- **DELTA**
had not adjusted its schedule of direct flights from the U.S. to China. It is the only airline with direct flights to not take action so far.

The White House was considering issuing a ban on flights between the United States and China, as of late Jan. 28^[11]. Italy has announced on January 31 that it was suspending all flights to and from China following the first 2 cases of coronavirus in Italy.

Travel Alert: Do Not Travel to China

- The U.S. State Department on January 30 issued a **Level 4: Do Not Travel to China Alert** (<https://travel.state.gov/content/travel/en/traveladvisories/traveladvisories/china-travel-advisory.html>) ^[4] (the highest level of alert).
- Previously, on January 29, the advisory was set at a lower "Level 3: Reconsider Travel" advising not to travel to Hubei Province: (Level 4) and reconsider travel to the remainder of China (Level 3).
- The CDC on Jan. 28 issued a Level 3 Warning (<https://wwwnc.cdc.gov/travel/notices/warning/novel-coronavirus-china>), recommending that travelers **avoid all nonessential travel to China** ^[5].


Screening incoming passengers at 20 airports in the U.S.



- Los Angeles International (LAX)
- San Francisco International (SFO)
- Chicago O'Hare
- New York JFK
- Atlanta Hartsfield-Jackson International
- Houston George Bush Intercontinental
- Dallas-Fort Worth International
- San Diego International
- Seattle-Tacoma International
- Honolulu International
- Anchorage Ted Stevens International
- Minneapolis-St. Paul International
- Detroit Metropolitan
- Miami International
- Washington Dulles International
- Philadelphia International
- Newark Liberty International
- Boston Logan International
- El Paso International
- Puerto Rico's San Juan Airport

Sources for the historical account

1. Novel Coronavirus (2019-nCoV) situation reports (<https://www.who.int/emergencies/diseases/novel-coronavirus-2019/situation-reports/>) - World Health Organization (<https://www.who.int/>) (WHO)
2. 2019 Novel Coronavirus (2019-nCoV) in the U.S (<https://www.cdc.gov/coronavirus/2019-ncov/cases-in-us.html>) - U.S. Centers for Disease Control and Prevention (<https://www.cdc.gov/>) (CDC)
3. Symptoms of Novel Coronavirus (2019-nCoV) (<https://www.cdc.gov/coronavirus/2019-ncov/about/symptoms.html>) - CDC
4. China Travel Advisory (<https://travel.state.gov/content/travel/en/traveladvisories/traveladvisories/china-travel-advisory.html>) - U.S. State Department, accessed January 31, 2020.
5. Novel Coronavirus in China - Warning - Level 3, Avoid Nonessential Travel (<https://wwwnc.cdc.gov/travel/notices/warning/novel-coronavirus-china>) - CDC, January 28, 2020.
6. Public Health Screening to Begin at 3 U.S. Airports for 2019 Novel Coronavirus ("2019-nCoV") (<https://www.cdc.gov/media/releases/2020/p0117-coronavirus-screening.html>) - CDC January 17, 2020
7. First Travel-related Case of 2019 Novel Coronavirus Detected in United States (<https://www.cdc.gov/media/releases/2020/p0121-novel-coronavirus-travel-case.html>) - CDC, January 21, 2020
8. Second Travel-related Case of 2019 Novel Coronavirus Detected in United States (<https://www.cdc.gov/media/releases/2020/p0124-second-travel-coronavirus.html>) - CDC, January 24, 2020
9. CDC confirms additional cases of 2019 Novel Coronavirus in United States (<https://www.cdc.gov/media/releases/2020/s0126-coronavirus-new-cases.html>) - CDC, January 26, 2020
10. 2019 Novel Coronavirus (2019-nCoV) in the U.S. (<https://www.cdc.gov/coronavirus/2019-ncov/cases-in-us.html>) - CDC, Updated January 29, 2020



14. Delta, American, United to suspend all China mainland flights as coronavirus crisis grows (<https://eu.usatoday.com/story/travel/2020/01/31/coronavirus-china-flight-ban-delta-cuts-all-flights-white-house/4620989002/>) - USA Today, Jan. 31, 2020
15. Secretary Azar Declares Public Health Emergency for United States for 2019 Novel Coronavirus (<https://www.hhs.gov/about/news/2020/01/31/secretary-azar-declares-public-health-emergency-us-2019-novel-coronavirus.html>) - U.S. Department of Health and Human Services (HHS), Jan. 31, 2020
16. Man returning from Wuhan, China is first case of 2019 Novel Coronavirus confirmed in Massachusetts (<https://www.mass.gov/news/man-returning-from-wuhan-china-is-first-case-of-2019-novel-coronavirus-confirmed-in>) - Massachusetts Department of Public Health, Feb. 1, 2020
17. County of Santa Clara Public Health Department Reports First Case of Novel (new) Coronavirus (<https://www.sccgov.org/sites/phd/news/Pages/novel-coronavirus-1-31-2020.aspx>) - Santa Clara County Public Health, Jan. 31, 2020
18. Coronavirus: First case confirmed in Santa Clara County (<https://www.mercurynews.com/2020/01/31/santa-clara-coronavirus/>) - Mercury News, Jan. 31. 2020







worldometer (/)

[about \(/about/\)](#) | [faq \(/faq/\)](#) | [languages \(/languages/\)](#) | [contact \(/contact/\)](#) | [report coronavirus cases \(/report_us/\)](#)



[\(/newsletter-subscribe/\)](#)



[\(/https://twitter.com/Worldometers\)](https://twitter.com/Worldometers)



[\(/https://www.facebook.com/Worldometers.info\)](https://www.facebook.com/Worldometers.info)

© Copyright Worldometers.info - All rights reserved - Disclaimer & Privacy Policy (/disclaimer/)

